

This article was downloaded by:

On: 27 January 2011

Access details: *Access Details: Free Access*

Publisher *Taylor & Francis*

Informa Ltd Registered in England and Wales Registered Number: 1072954 Registered office: Mortimer House, 37-41 Mortimer Street, London W1T 3JH, UK



Phosphorus, Sulfur, and Silicon and the Related Elements

Publication details, including instructions for authors and subscription information:

<http://www.informaworld.com/smpp/title~content=t713618290>

A Convenient Synthesis and Herbicidal Activity of *N*-phosphonoalkylpyrazolo[4,3-*e*][1,2,4]-triazolo[1,5-*d*]pyrimidines

Lin-Xia Xiao^a; Ke Li^a; De-Qing Shi^a

^a Key Laboratory of Pesticide & Chemical Biology of Ministry of Education, College of Chemistry, Central China Normal University, Wuhan, Hubei, P. R. China

To cite this Article Xiao, Lin-Xia, Li, Ke and Shi, De-Qing(2008) 'A Convenient Synthesis and Herbicidal Activity of *N*-phosphonoalkylpyrazolo[4,3-*e*][1,2,4]-triazolo[1,5-*d*]pyrimidines', *Phosphorus, Sulfur, and Silicon and the Related Elements*, 183: 12, 3156 – 3165

To link to this Article: DOI: 10.1080/10426500802070270

URL: <http://dx.doi.org/10.1080/10426500802070270>

PLEASE SCROLL DOWN FOR ARTICLE

Full terms and conditions of use: <http://www.informaworld.com/terms-and-conditions-of-access.pdf>

This article may be used for research, teaching and private study purposes. Any substantial or systematic reproduction, re-distribution, re-selling, loan or sub-licensing, systematic supply or distribution in any form to anyone is expressly forbidden.

The publisher does not give any warranty express or implied or make any representation that the contents will be complete or accurate or up to date. The accuracy of any instructions, formulae and drug doses should be independently verified with primary sources. The publisher shall not be liable for any loss, actions, claims, proceedings, demand or costs or damages whatsoever or howsoever caused arising directly or indirectly in connection with or arising out of the use of this material.

A Convenient Synthesis and Herbicidal Activity of *N*-phosphonoalkylpyrazolo[4,3-*e*][1,2,4]-triazolo[1,5-*d*]pyrimidines

Lin-Xia Xiao, Ke Li, and De-Qing Shi

Key Laboratory of Pesticide & Chemical Biology of Ministry of Education, College of Chemistry, Central China Normal University, Wuhan 430079, Hubei, P. R. China

An important building block, diethyl [(5-amino-4-cyano-3-methylsulfanyl-pyrazol-1-yl)-(4-fluorophenyl)methyl] phosphonate (3) was efficiently synthesized via the condensation of 1-hydrazino-1-(4-fluorophenyl)methyl phosphonate (1) with 2-[bis(methylthio)methylene]malononitrile (2). 3 reacted with triethyl orthoformate to afford diethyl [(4-cyano-5-ethoxymethyleneamino-3-methylsulfanyl-pyrazol-1-yl)-(4-fluorophenyl)methyl] phosphonate (4), which reacted with various acyl hydrazines in refluxing 2-methoxyethanol to provide the target compounds (5) in good yields directly. The results of preliminary bioassay indicated that compounds 5 possess potent herbicidal activity against the roots of monocotyledonous (barnyard grass) and dicotyledonous (oil rape) plants, and could be further developed as potential herbicides.

Keywords 1-Aminoalkyl phosphonate analog; herbicidal activity; pyrazolo[4,3-*e*][1,2,4]triazolo[1,5-*d*]pyrimidine; synthesis

INTRODUCTION

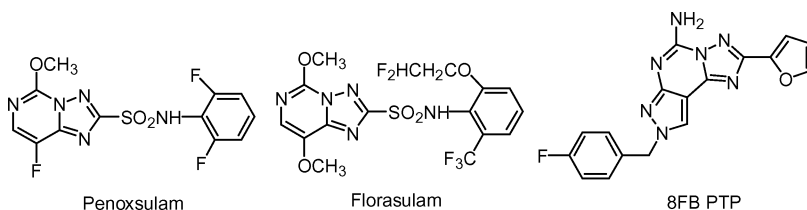
In recent years, 1-aminoalkyl phosphonate analogs, as the phosphorus analogs of natural amino acids received an increasing attention in medicinal chemistry and pesticide science^{1,2} due to their wide biological activities such as enzyme inhibitors,³ antibiotics,⁴ catalytic antibodies,⁵ antifungal agents, herbicides, plant growth regulators and plant virucides.⁶ Recently, triazolopyrimidines such as Penoxsulam and Florasulam were commercialized as herbicides^{7,8}; and pyrazolo[4,3-*e*]-1,2,4-triazolo-[1,5-*d*]pyrimidine derivatives such as 8FB-PTP, were

Received 21 February 2008; accepted 20 March 2008.

The project was sponsored by the Natural Science Foundation of china (No. 20302002) and the Scientific Research Foundation for the Returned Overseas Chinese Scholars, State Education Ministry (No. [2007] 1108).

Address correspondence to D.-Q. Shi, College of Chemistry, Central China Normal University, Wuhan 430079, Hubei, P. R. China. E-mail: chshidq@mail.ccn.u.edu.cn

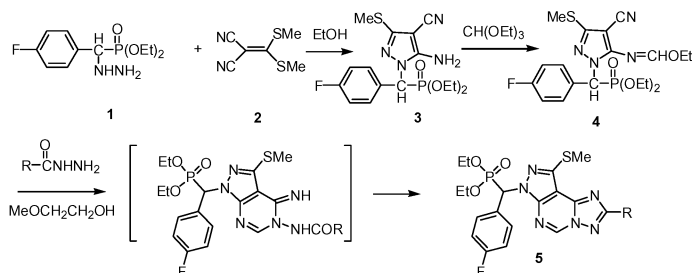
found to be potent adenosine A_{2A} antagonists.^{9,10} As part of our ongoing project aimed at investigating novel N-phosphonoalkylheterocycles with herbicidal activity, we synthesized a series of novel 1-aminoalkyl phosphonate analogs, N-phosphonoalkylpyrazolo[4,3-e]-1,2,4-triazolo[1,5-d]pyrimidines using diethyl [(5-amino-4-cyano-3-methylsulfanylpyrazol-1-yl)-(4-fluorophenyl)methyl] phosphonate as building block. Herein, we would like to describe the cyclization reaction (Scheme 1) to synthesize the title compounds **5**. The results of bioassay indicated that **5** possess potent herbicidal activity against the roots of oil rape and barnyard grass and can be further developed as potential herbicides.



RESULTS AND DISCUSSION

Synthesis

The versatile intermediate, 1-hydrazino-1-(4-fluorophenyl)methyl phosphonate (**1**) has been reported by several methods.¹¹ We synthesized it by a modified procedure of Yuan's report.^{11a} For converting 4-fluoro-benzaldehyde to 1-hydroxy-1-(4-fluorophenyl)methyl phosphonate, an excess of solid catalyst (KF, four times) caused difficulty in stirring and incomplete reactivity. Instead, we used one molecular catalyst (Et₃N) in CH₂Cl₂ to avoid these shortcomings and obtained 1-hydroxy-1-(4-fluorophenyl)methyl phosphonate in a better yield (85%). **1** can be obtained in a moderate yield (76%) by the reaction of diethyl 1-hydroxyl-1-(4-fluorophenyl)methyl phosphonate with mesyl chloride, followed by the nucleophilic substitution with hydrazine in a one-pot reaction. Cyclization of **1** with 2-[bis(methylthio)methylene]malononitrile (**2**) in a mild condition gave diethyl [(5-amino-4-cyano-3-methylsulfanylpyrazol-1-yl)-(4-fluorophenyl)methyl] phosphonate (**3**), which could easily convert to the corresponding imidate (**4**) (89%) in refluxing triethyl orthoformate. **4** reacted with various acyl hydrazines to yield the corresponding tricyclic target compounds **5a**~**5h** conveniently in refluxing 2-methoxyethanol in one step (Scheme 1), without the isolation of 5-acylamino-4-imino-4,5-dihydropyrazolo[3, 4-d]pyrimidines,



R = 4-totyl; 4-methoxyphenyl; phenoxyethyl; 4-chlorophenoxyethyl; 3-chlorophenoxyethyl;

2,4-dichlorophenoxyethyl; 4-(*t*-butyl)phenoxyethyl; 3-(trifluoromethyl)phenoxyethyl

SCHEME 1 Synthetic route of title compounds **5**.

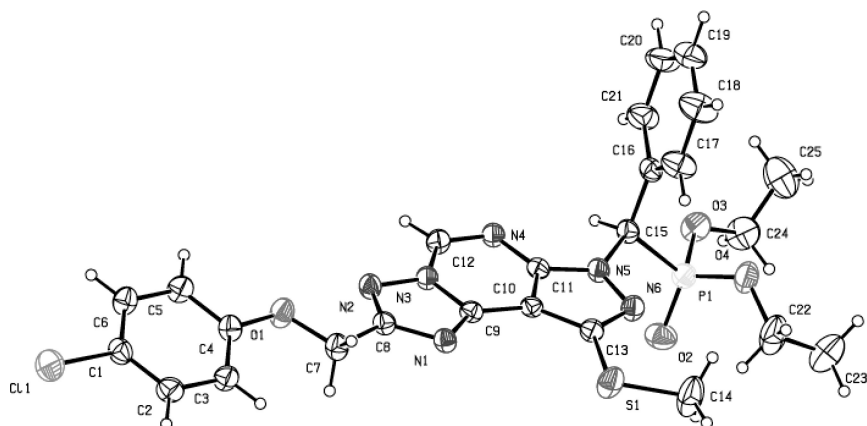


FIGURE 1 X-ray crystal structure of unfluorinated analog **5**.

opposite to the report by Baraldi et al.¹² In Baraldi's report, analogous imidates reacted with various acyl hydrazines in refluxing 2-methoxyethanol to give 5-acylamino-4-imino-4,5-dihydropyrazolo[3, 4-*d*]pyrimidines. While the ring closure to the corresponding pyrazolo[4,3-*e*]-1,2,4-triazolo-[1,5-*d*]pyrimidines thermally needed a higher boiling point solvent (260°C) like diphenyl ether.

The structures of compounds **5a~5h** were deduced from their spectra data (IR, ¹H NMR, ³¹P NMR, MS and elemental analyses). One of its unfluorinated analogs was determined by X-ray diffraction crystallography as an example (Figure 1). For more detail information, please see Xiao and Shi.¹³

Biological Activities

The herbicidal activity of title compounds **5** against *Brassica napus* (rape) and *Echinochloa crus-galli* (barnyard grass) has been investigated at the dosages of 100 mg/L and 10 mg/L compared with distilled water and the commercially available herbicide, 2,4-dichlorophenoxy acetic acid (2,4-D) according to the method described in the experimental section. The preliminary results of bioassay showed that some of compounds **5** possess potent and selective herbicidal activities against dicotyledonous weeds such as oil rape at the dosage of 100 mg/L. Compounds **5** not only show stronger inhibitory activity against oil rape than barnyard, but also those roots than stalks. The herbicidal activity decreases with the decrease of the dosage of compounds **5**. From Table I, we noticed that the substituent R had some effect on the herbicidal activity. For example, the 2,4-dichlorophenoxyethyl substituted compound have the best activity, while the 4-(*t*-butyl)-phenoxyethyl substituted one have the lowest activity. Moreover, compounds containing halogen atoms in R group have better activities than that of no halogen ones. The QSAR studies of **5** are under investigation.

EXPERIMENTAL

Melting points were determined with a WRS-1B digital melting point apparatus and are uncorrected. ^1H and ^{31}P NMR spectra were recorded on Varian MERCURY-PLUS400 (400 MHz) spectrometer with CDCl_3 as the solvent and TMS and 85% H_3PO_4 as the internal and external

TABLE I The Herbicidal Activity of Compounds **5** (inhibitory rate%)

Compd.	R	Relative inhibition (root%/stalk%)			
		Rape		Barnyard grass	
		100 mg/L	10 mg/L	100 mg/L	10 mg/L
5a	4-totyl	51.1/29.2	25.0/29.2	75.7/40.0	18.9/17.1
5b	4-methoxyphenyl	85.2/50.0	33.4/8.3	59.5/17.1	29.7/17.1
5c	phenoxyethyl	85.5/57.9	48.7/35.2	79.4/42.1	34.3/28.6
5d	4-chlorophenoxyethyl	82.4/45.8	54.3/42.1	79.4/60.0	42.9/28.0
5e	3-chlorophenoxyethyl	79.5/58.3	29.5/41.7	81.1/51.4	48.6/22.9
5f	2,4-dichlorophenoxyethyl	96.8/73.6	53.2/47.0	88.2/57.1	58.8/28.6
5g	4-(<i>t</i> -butyl)phenoxyethyl	51.0/42.7	37.5/30.8	47.6/32.5	42.8/29.0
5h	3-(trifluoromethyl)phenoxyethyl	70.5/66.7	27.3/41.7	86.5/45.7	78.4/45.7
2,4-D		99.0/91.5	98.2/91.2	97.5/33.5	97.5/31.2

references, respectively. Mass spectra were obtained with a Finnigan TRACEMS2000 spectrometer using the EI method; IR spectra were measured by a Nicolet NEXUS470 spectrometer; Elemental analyses were performed with an Elementar Vario EL III CHNSO elementary analyzer. All of the solvents and materials were reagent grade and purified as required. 1-Hydrazino-1-(4-fluorophenyl)methyl phosphonate (**1**),^{11a} 2-[bis(methylthio)methylene]malononitrile (**2**),¹⁴ and acyl hydrazines,¹⁵ were prepared according to the literature procedures.

Preparation of Diethyl [(5-Amino-4-cyano-3-methylsulfanyl-pyrazol-1-yl)-(4-fluorophenyl)methyl] Phosphonate (**3**) **16**

A mixture of **1** (6.71 g, 24.3 mmol), **2** (3.89 g, 22.9 mmol) and ethanol (30 mL) was refluxed for 5 h. After cooling, the reaction mixture was concentrated in vacuo and recrystallized from ethyl acetate and petroleum (1:1, *v/v*) to give white crystals (6.50 g, 71% yield). m.p. 158–159°C. ¹H NMR (CDCl₃, 400 MHz)δ: 1.19–1.27 (m, 6H, 2CH₃), 2.53 (s, 3H, SCH₃), 4.01–4.16 (m, 4H, 2CH₂), 5.56 (s, 2H, NH₂), 5.72 (d, *J* = 24 Hz, 1H, PCH), 7.28–7.50 (m, 4H, Ar-H); anal. calcd. for C₁₆H₂₀FN₄O₃PS: C 48.24, H 5.06, N 14.06; found C 48.39, H 4.81, N 14.14.

Preparation of Diethyl [(4-Cyano-5-ethoxymethyleneamino-3-methylsulfanyl-pyrazol-1-yl)-(4-fluorophenyl)-methyl] Phosphonate (**4**)

5-Amino-4-cyano-pyrazole **3** (2.39 g, 6 mmol) were dissolved in triethyl orthoformate (4 mL), and the mixture was refluxed for 2 h. After cooling, the solvent was removed under a reduced pressure, and the residue was purified on silica gel (EtOAc-light petroleum ether, 1:5, *v/v*) to afford **4** as a white solid (2.42 g, 89%). m.p. 77–78°C. ¹H NMR (CDCl₃, 400 MHz) δ 1.19–1.31 (m, 6H, 2CH₃), 1.42 (t, *J* = 7.2 Hz, 3H, CH₃), 2.61 (s, 3H, SCH₃), 4.02–4.05 (m, 2H, CH₂), 4.14–4.18 (m, 2H, CH₂), 4.38–4.41 (m, 2H, CH₂), 5.87 (d, *J* = 22.4 Hz, 1H, PCH), 7.04 (t, *J* = 8.4 Hz, 2H, Ar-H), 7.54 (q, *J* = 5.2 Hz, *J* = 8.4 Hz, 2H, Ar-H), 8.41 (s, 1H, N=CH); anal. calcd. for C₁₉H₂₄FN₄O₄PS: C 50.21, H 5.32, N 12.33; found C 50.03, H 5.15, N 12.18.

Preparation of Diethyl

{2-Substituted-9-(methylsulfanyl)-7H-pyrazolo-[4,3-e]-1,2,4-triazolo-[1,5-d]-pyrimidin-7-yl}substitutedphenylmethyl Phosphonate (5)—General Procedure

A solution of **4** (0.65 g, 1.5 mmol) and acyl hydrazine (1 mmol) in methoxyethanol (20 mL) was stirred under reflux for 3–5 h. After cooling, the solvent was removed under reduced pressure, and the residue was purified on silica gel (acetone and light petroleum, 1:6, *v/v*) to yield the corresponding target compound **5a–5h**.

Diethyl [2-(4-totyl)-9-(methylsulfanyl)-7H-pyrazolo-[4,3-e]-1,2,4-triazolo-[1,5-d]-pyrimidin-7-yl]-(4-fluorophenyl)methyl Phosphonate (**5a**)

Colorless crystals; yield 73%; m.p. 145.6–146.7°C; ^1H NMR (CDCl_3 , 400 MHz) δ : 1.18 (t, $J = 7.6$ Hz, 3H, CH_3), 1.26 (t, $J = 7.6$ Hz, 3H, CH_3), 2.43 (s, 3H, CH_3), 2.87 (s, 3H, SCH_3), 4.02–4.10 (m, 2H, CH_2O), 4.18–4.22 (m, 2H, CH_2O), 6.42 (d, $J = 23$ Hz, 1H, PCH), 7.06 (t, $J = 8.4$ Hz, 2H, Ar-H), 7.31 (t, $J = 8.4$ Hz, 2H, Ar-H), 7.74 (q, $J = 5.2$ Hz, $J = 7.2$ Hz, 2H, Ar-H), 8.23 (d, $J = 8.0$ Hz, 2H, Ar-H), 9.08 (s, 1H, $\text{N}=\text{CH}$); ^{31}P NMR (CDCl_3 , 162 MHz) δ : 15.71; IR(KBr) (cm^{-1}): 2984 (Ar-H), 1452 (Ar-H), 1257 (P=O), 1022 (P-O-C), 752 (P-C); EIMS (probe) 70eV, m/z (rel. int.): 542 (23), 540 (100) $[M]^+$, 405 (11), 403 (75.5), 357 (6.4), 109 (11.2); anal. calcd. for $\text{C}_{25}\text{H}_{26}\text{FN}_6\text{O}_3\text{PS}$: C 55.55, H 4.85, N 15.55; found C 55.71, H 5.00, N 15.37.

Diethyl [2-(4-Methoxyphenyl)-9-(methylsulfanyl)-7H-pyrazolo-[4,3-e]-1,2,4-triazolo-[1,5-d]-pyrimidin-7-yl]-(4-fluorophenyl)-methyl Phosphonate (**5b**)

Colorless crystals; yield 85%; m.p. 164.3–165.2°C; ^1H NMR (CDCl_3 , 400 MHz) δ : 1.18 (t, $J = 7.2$ Hz, 3H, CH_3), 1.25 (t, $J = 7.2$ Hz, 3H, CH_3), 2.86 (s, 3H, SCH_3), 3.89 (s, 3H, OCH_3), 4.02–4.09 (m, 2H, CH_2O), 4.18–4.21 (m, 2H, CH_2O), 6.42 (d, $J = 22.8$ Hz, 1H, PCH), 7.01–7.08 (m, 4H, Ar-H), 7.74 (q, $J = 5.2$ Hz, $J = 7.2$ Hz, 2H, Ar-H), 8.28 (d, $J = 8.8$ Hz, 2H, Ar-H), 9.06 (s, 1H, $\text{N}=\text{CH}$); ^{31}P NMR (CDCl_3 , 162 MHz) δ : 15.78; IR(KBr) (cm^{-1}): 2978 (Ar-H), 1487, 1242 (P=O), 1026 (P-O-C), 748 (P-C); anal. calcd. for $\text{C}_{25}\text{H}_{26}\text{FN}_6\text{O}_4\text{PS}$: C 53.95, H 4.71, N 15.10; found C 53.64, H 4.61, N 14.97.

Diethyl[2-(Phenoxymethyl)-9-(methylsulfanyl)-7H-pyrazolo-[4,3-e]-1,2,4-triazolo-[1,5-d]-pyrimidin-7-yl]-(4-fluorophenyl)methyl Phosphonate (5c)

Colorless crystals; yield 79%; m.p. 124.0–124.7°C; ^1H NMR (CDCl_3 , 400 MHz) δ : 1.19 (t, $J = 7.2$ Hz, 3H, CH_3), 1.26 (t, $J = 7.2$ Hz, 3H, CH_3), 2.82 (s, 3H, SCH_3), 4.01–4.08 (m, 2H, CH_2O), 4.10–4.20 (m, 2H, CH_2O), 5.42 (s, 2H, CH_2O), 6.45 (d, $J = 22.8$ Hz, 1H, PCH), 6.97–7.06 (m, 5H, Ar-H), 7.24–7.32 (m, 2H, Ar-H), 7.73 (s, 2H, Ar-H), 9.08 (s, 1H, $\text{N}=\text{CH}$); ^{31}P NMR (CDCl_3 , 162 MHz) δ : 15.52; IR (KBr) (cm^{-1}): 2990 (Ar-H), 1252 ($\text{P}=\text{O}$), 1030 ($\text{P}-\text{O}-\text{C}$), 758 ($\text{P}-\text{C}$); EIMS (probe) 70eV, m/z (rel. int.): 556 $[\text{M}]^+$ (18), 419 (100), 326 (16), 279 (12), 109 (11); anal. calcd. for $\text{C}_{25}\text{H}_{26}\text{FN}_6\text{O}_4\text{PS}$: C 53.95, H 4.71, N 15.10; found C 54.13, H 4.54, N 14.88.

Diethyl [2-(4-Chlorophenoxymethyl)-9-(methylsulfanyl)-7H-pyrazolo-[4,3-e]-1,2,4-triazolo-[1,5-d]-pyrimidin-7-yl]-(4-fluorophenyl)methyl Phosphonate (5d)

Colorless crystals; yield 81%; m.p. 127.7–129.0°C; ^1H NMR (CDCl_3 , 400 MHz) δ : 1.19 (t, $J = 7.2$ Hz, 3H, CH_3), 1.26 (t, $J = 7.2$ Hz, 3H, CH_3), 2.82 (s, 3H, SCH_3), 4.02–4.09 (m, 2H, CH_2O), 4.17–4.21 (m, 2H, CH_2O), 5.38 (s, 2H, CH_2O), 6.41 (d, $J = 22.8$ Hz, 1H, PCH), 6.98 (d, $J = 8.8$ Hz, 2H, Ar-H), 7.06 (t, $J = 8.8$ Hz, 2H, Ar-H), 7.25 (t, $J = 7.6$ Hz, 2H, Ar-H), 7.74 (q, $J = 5.2$ Hz, $J = 7.2$ Hz, 2H, Ar-H), 9.07 (s, 1H, $\text{N}=\text{CH}$); ^{31}P NMR (CDCl_3 , 162 MHz) δ : 15.91; IR (KBr) (cm^{-1}): 2985 (Ar-H), 1502 (Ar-H), 1246 ($\text{P}=\text{O}$), 1026 ($\text{P}-\text{O}-\text{C}$), 748 ($\text{P}-\text{C}$); EIMS (probe) 70eV, m/z (rel. int.): 590 $[\text{M}]^+$ (19), 453 (100), 326 (16), 280 (22), 109 (20); anal. calcd. for $\text{C}_{25}\text{H}_{25}\text{ClFN}_6\text{O}_4\text{PS}$: C 50.81, H 4.26, N 14.22; found C 51.05, H 4.07, N 14.43.

Diethyl [2-(3-Chlorophenoxymethyl)-9-(methylsulfanyl)-7H-pyrazolo-[4,3-e]-1,2,4-triazolo-[1,5-d]-pyrimidin-7-yl]-(4-fluorophenyl)methyl Phosphonate (5e)

Colorless crystals; yield 76%; m.p. 112.1–113.5°C; ^1H NMR (CDCl_3 , 400 MHz) δ : 1.19 (t, $J = 7.2$ Hz, 3H, CH_3), 1.27 (t, $J = 7.2$ Hz, 3H, CH_3), 2.81 (s, 3H, SCH_3), 4.04–4.07 (m, 2H, CH_2O), 4.17–4.21 (m, 2H, CH_2O), 5.39 (s, 2H, CH_2O), 6.41 (d, $J = 22.4$ Hz, 1H, PCH), 6.93–6.98 (m, 2H, Ar-H), 7.03–7.07 (m, 3H, Ar-H), 7.21 (t, $J = 8.4$ Hz, 1H, Ar-H), 7.72 (q, $J = 5.2$ Hz, $J = 7.6$ Hz, 2H, Ar-H), 9.07 (s, 1H, $\text{N}=\text{CH}$); ^{31}P NMR (CDCl_3 , 162 MHz) δ : 15.86; IR (KBr) (cm^{-1}): 2978 (Ar-H), 1649, 1593, 1480, 1457 (Ar-H), 1266, 1228 ($\text{P}=\text{O}$), 1163, 1059 ($\text{P}-\text{O}-\text{C}$), 773 ($\text{P}-\text{C}$); EIMS (probe) 70eV, m/z (rel. int.): 593 (6.0), 592 (8.0), 590 (23.9)

$[M]^+$, 542 (19.4), 540 (100), 456 (21.2), 453 (85.5), 405 (8.5), 404 (52.7), 357 (7.0), 109 (19.5); anal. calcd. for $C_{25}H_{25}ClFN_6O_4PS$: C 50.81, H 4.26, N 14.22; found C 51.10, H 4.37, N 14.32.

Diethyl [2-(2,4-Dichlorophenoxy)methyl]-9-(methylsulfanyl)-7H-pyrazolo-[4,3-e]-1,2,4-triazolo-[1,5-d]-pyrimidin-7-yl]-(4-fluorophenyl)methyl Phosphonate (5f)

Colorless crystals: yield 88%; m.p. 155.2–157.0°C; 1H NMR ($CDCl_3$, 400 MHz) δ : 1.19 (t, $J = 6.8$ Hz, 3H, CH_3), 1.26 (t, $J = 6.8$ Hz, 3H, CH_3), 2.82 (s, 3H, SCH_3), 4.04–4.07 (m, 2H, CH_2O), 4.18–4.21 (m, 2H, CH_2O), 5.45 (s, 2H, CH_2O), 6.41 (d, $J = 22.4$ Hz, 1H, PCH), 7.02–7.08 (m, 3H, Ar-H), 7.16 (d, $J = 6.4$ Hz, 1H, Ar-H), 7.38 (s, 1H, Ar-H), 7.73 (q, $J = 5.2$ Hz, $J = 7.2$ Hz, 2H, Ar-H), 9.07 (s, 1H, N=CH); ^{31}P NMR ($CDCl_3$, 162 MHz) δ : 16.05; IR (KBr) (cm^{-1}): 2984 (Ar-H), 1252 (P=O), 1024 (P-O-C), 756 (P-C); anal. calcd. for $C_{25}H_{24}Cl_2FN_6O_4PS$: C 48.01, H 3.87, N 13.44; found C 47.86, H 3.95, N 13.27.

Diethyl [2-(4-T-butyl phenoxy)methyl]-9-(methylsulfanyl)-7H-pyrazolo-[4,3-e]-1,2,4-triazolo-[1,5-d]-pyrimidin-7-yl]-(4-fluorophenyl)methyl Phosphonate (5g)

Colorless crystals: yield 70%; m.p. 104.1–105.6°C; 1H NMR ($CDCl_3$, 400 MHz) δ : 1.19 (t, $J = 7.2$ Hz, 3H, CH_3), 1.25 (t, $J = 7.2$ Hz, 3H, CH_3), 1.31 (s, 9H, CH_3), 2.82 (s, 3H, SCH_3), 3.98–4.16 (m, 2H, CH_2O), 4.18–4.21 (m, 2H, CH_2O), 5.40 (s, 2H, CH_2O), 6.42 (d, $J = 22.4$ Hz, 1H, PCH), 6.98–7.08 (m, 4H, Ar-H), 7.31 (d, $J = 6.8$ Hz, 2H, Ar-H), 7.73 (q, $J = 5.6$ Hz, $J = 8.0$ Hz, 2H, Ar-H), 9.08 (s, 1H, N=CH); ^{31}P NMR ($CDCl_3$, 162 MHz) δ : 15.47; IR (KBr) (cm^{-1}): 2985 (Ar-H), 1248 (P=O), 1028 (P-O-C), 746 (P-C); EIMS (probe) 70eV, m/z (rel. int.): 614 (9.3), 612 (25.7) $[M]^+$, 475 (100), 459 (6.1), 419 (18.6), 326 (21.4), 279 (13.8), 109 (7.9); anal. calcd. for $C_{29}H_{33}ClFN_6O_4PS$: C 53.83, H 5.14, N 12.99; found C 54.08, H 5.40, N 12.73.

Diethyl [2-(3-Trifluoromethylphenoxy)methyl]-9-(methylsulfanyl)-7H-pyrazolo-[4,3-e]-1,2,4-triazolo-[1,5-d]-pyrimidin-7-yl]-(4-fluorophenyl)methyl Phosphonate (5h)

Colorless crystals: yield 71%; m.p. 38–39°C; 1H NMR ($CDCl_3$, 400 MHz) δ : 1.19 (t, $J = 7.2$ Hz, 3H, CH_3), 1.28 (t, $J = 7.2$ Hz, 3H, CH_3), 2.82 (s, 3H, SCH_3), 4.04–4.09 (m, 2H, CH_2O), 4.17–4.21 (m, 2H, CH_2O), 5.45 (s, 2H, CH_2O), 6.41 (d, $J = 22.8$ Hz, 1H, PCH), 7.06 (t, $J = 8.4$ Hz, 2H, Ar-H), 7.22 (d, $J = 8.8$ Hz, 2H, Ar-H), 7.33 (s, 1H, Ar-H), 7.39

(t, $J = 8.4$ Hz, 1H, Ar-H), 7.73 (q, $J = 5.6$ Hz, $J = 7.0$ Hz, 2H, Ar-H), 9.07 (s, 1H, N=CH); ^{31}P NMR (CDCl_3 , 162 MHz) δ : 16.18; IR (KBr) (cm^{-1}): 2992 (Ar-H), 1245 (P=O), 1026 (P-O-C), 758 (P-C), 694, 565; EIMS (probe) 70eV, m/z (rel. int.): 624 $[M]^+$ (17), 487 (100), 326 (17), 280 (21), 109 (21); anal. calcd. for $\text{C}_{26}\text{H}_{24}\text{ClF}_4\text{N}_6\text{O}_4\text{PS}$: C 47.39, H 3.67, N 12.75; found C 47.27, H 3.62, N 12.95.

Herbicidal Activities Testing

Herbicidal testing of the newly synthesized compounds **5** was carried out in a greenhouse, with temperature $23 \pm 1^\circ\text{C}$, relative humidity (RH) $60 \pm 5\%$, light intensity 10 Klux, photoperiod 8 h/day. Twenty seeds of each weed species including oil rape and barnyard grass were chosen for testing. Seedlings were grown in a 9-cm diameter test plate containing two pieces of filter paper, and 9 mL solution of the tested compound (100 mg/L and 10 mg/L, respectively). Distilled water and 2,4-D were used as the comparison compounds. The herbicidal activity was assessed as the inhibitory rate in comparison with the distilled water. The herbicidal rating score based on visual observation. Range from 0% to 100%, 0% means no effect, 100% means complete killing. The test was run three times, and the results were averaged and given as activity in Table I.

CONCLUSIONS

In conclusion, we have developed an efficient and selective synthesis of *N*-phosphonoalkylpyrazolo[4,3-*e*]-1,2,4-triazolo-[1,5-*d*]pyrimidines, via the direct ring closure of functionalized imidates with various acyl hydrazines. The preliminary biological evaluation showed that these compounds have potent and selective herbicidal activity.

REFERENCES

- [1] P. Kafarski and B. Lejczak, *Aminophosphonic and Aminophosphinic Acids: Chemistry and Biological Activity*, V. P. Kukhar and H. R. Hudson, Eds. (John Wiley and Sons, Chichester, UK, 2000), Chap.12, pp. 407.
- [2] F. Palacios, C. Alonoso, and J. M. de los Santos, *Chem. Rev.*, **105**, 899 (2005).
- [3] E. W. Logusch, D. M. Walker, J. F. McDonald, G. C. Leo, and J. E. Grang, *J. Org. Chem.*, **53**, 4069 (1988).
- [4] F. R. Atherton, C. H. Hassal, and R. W. Lambert, *J. Med. Chem.*, **29**, 29 (1986).
- [5] A. B. Smith III, C. M. Taylor, S. J. Venkovic, and R. Hirschmann, *Tetrahedron Lett.*, **37**, 6854 (1994).
- [6] (a) K. Takematsu, M. Konnai, K. Tachibana, T. Tsuruoka, S. Inouye, and T. Watanabe, U.S. Patent 4 265 654 (1981); (b) Y. X. Ling, K. S. Zhang, and D. W.

- Qiu, *Chem. J. Chin. Univ.*, **17**, 1247 (1996); (c) M. Borloo, X. Y. Jiao, H. Wojtowicz, R. Rajan, C. Verbruggen, K. Augustyus, and A. Hacmers, *Synthesis*, 1074 (1959); (d) Q. Dai, and R. Y. Chen, *Heteroatom Chem.*, **8**, 203 (1997); (e) Q. M. Wang, Z. G. Li, R. Q. Huang, and J. R. Cheng, *Heteroatom Chem.*, **12**, 68 (2001).
- [7] C. D. S. Tomlin, *The Pesticide Manual, A World Compendium*, British Crop Production Council, 2006, 14th ed., pp. 807.
- [8] C. D. S. Tomlin, *The Pesticide Manual, A World Compendium*, British Crop Production Council, 2006, 14th ed., pp. 370.
- [9] F. Gatta, M. R. Del Giudice, A. Borioni, P. A. Borea, S. Dionisotti, and E. Onigini, *Eur. J. Med. Chem.*, **28**, 569 (1993).
- [10] S. Dionisotti, A. Conti, D. Sandoli, C. Zocchi, F. Gatta, and F. Ongini, *Br. J. Pharmacol.*, **112**, 659 (1994).
- [11] (a) C. Y. Yuan and C. Z. Li, *Synthesis*, 507 (1996); (b) C. Y. Yuan, *Phosphorus, Sulfur, and Silicon*, **106**, 115 (1995); (c) P. Diel and L. Maier, *Phosphorus, Sulfur, and Silicon*, 85 (1988); (d) J. Rachon and C. Wasielewski, *Rocz. Chem.*, **50**, 477 (1976).
- [12] (a) P. G. Baraldi, B. Cacciari, G. Spalluto, M. J. P. Des las Infantasy Villatoro, C. Zocchi, S. Dionisotti, and E. Ongini, *J. Med. Chem.*, **39**, 1164 (1996); (b) P. G. Baraldi, B. Cacciari, G. Spalluto, M. Bergonzoni, S. Dionisotti, E. Ongini, K. Verani, and P. A. Borea, *J. Med. Chem.*, **41**, 2126 (1998); (c) F. Gatta, M. R. Del Giudice, A. Borioni, P. A. Borea, S. Dionisotti, and E. Ongini, *Eur. J. Med. Chem.*, **28**, 569 (1993).
- [13] L. X. Xiao and D. Q. Shi, *Acta Cryst.*, **E63**, o3613 (2007).
- [14] X. J. Wang and Z. T. Huang, *Acta Chim. Sinica*, **47**, 890 (1989).
- [15] W. J. Chen and D. H. Liao, *Huaxue Shijie*, **5**, 285 (2006).
- [16] Z. G. Li, H. K. Sun, Q. M. Wang, and R. Q. Huang, *Heteroatom Chem.*, **14**, 384 (2003).